

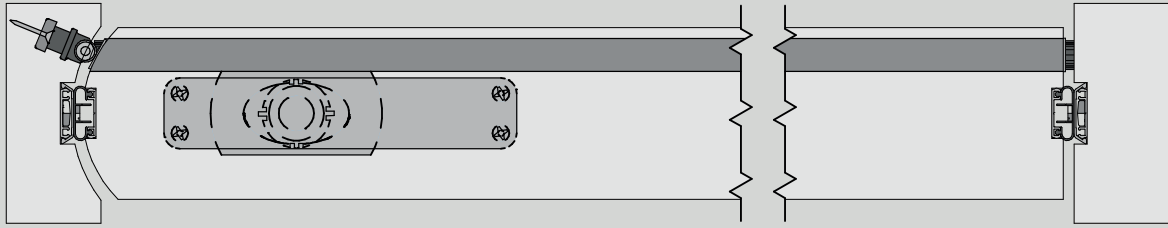
## Pivot L-15 (set)

- / complete four-sided pivot hinge door solution
- / suitable with single- and double-acting doors
- / ground-breaking roller actuator suitable for various frame designs
- / set includes additional frame actuation roller for fitting to scalloped frames
- / supplied with magnetic seals for the vertical edges of door



<b>DIMENSIONS</b>	<b>Schall-Ex® L-15/30 Pivot</b>	<b>Slide magnet</b>
Travel	12 mm	
Gap size		6 mm

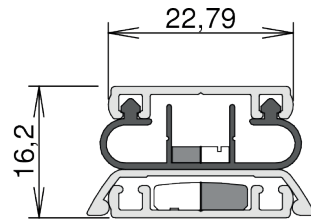
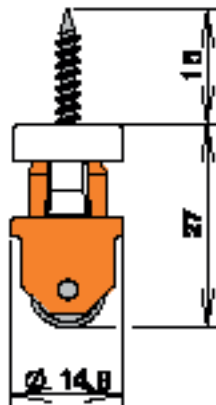
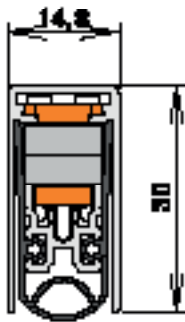
<b>TECHNICAL DATA</b>	<b>Schall-Ex® L-15/30 Pivot</b>	<b>Slide magnet</b>
Actuation	single	-
Material	self-extinguishing, flame retardant silicone	aluminium, silicone
Fixing	surface-mounted top and bottom	two part system surface-mounted to frame and door
Standard lengths	833, 958, 1,083, 1,208 mm (can be shortened 125 mm)	2,500 / 3,000 mm
Min/max lengths	235 mm / 2,000 mm	- / 3,000 mm
Accessories	5817	-



## SET COMPONENTS

/ Schall-Ex® L-15/30 WS Pivot (incl. roller actuator for frame)[2 pcs.]

/ Slide magnet [2 pc.]



COLOURS/ART.NO.	Lengths slide magnet	
	2,500 mm	3,000 mm
Silver-colored, anod. (C-0)	1-1027	1-1028
Stainless steel-colored (C-31)	1-1029	1-1030